


ASSESSMENT

Note for the teacher: The information for the scrapbook should be collected all along the module and arranged at the end.





- 1-  Discuss with your friends and your teacher and fill in the chart below

What we have learnt

- 2-  Have a look at what you had written in the chart “what we know / what we want to learn” at the beginning of the module and discuss what you have learnt and what else you would like to know about the oceans

- 3- Make your own multilingual ocean scrapbook



- ✓  Collect information and documents about waves and other information about the motion of the ocean from this module, classbooks, websites, magazines or books.
- ✓  Make sure the documents
 - come from various sources,
 - include various types of information (texts, pictures, drawing, paintings, photographs, stories...),
 - are written in different languages.
- ✓  Choose the most interesting ones, put them together, arrange them into chapters and make them into a nice file or book.
- ✓  Share your ocean scrapbook with your classmates and your teacher.